

Martin International Investing

Martin International Investing, launched in 2008, is a focused international core equity strategy that invests in 25 to 30 high quality companies with market capitalization above \$2 billion.



Benchmark: iShares MSCI EAFE ETF

Our edge is Martin's active, time-tested, and repeatable investment process driven by our **team's combined (90+ years) portfolio management experience** and disciplined fundamental, valuation risk management, and proprietary research. The strategy is designed to benefit from a long investment horizon with historical turnover of less than 20% annually, which supports tax efficiency.



Philosophy and Process

Quality and valuation are equally important factors considered during the investment process. Through the firm's proprietary research of fundamental factors, companies are evaluated on **positive free cash flow, high returns on equity, and low leverage**. Intangible factors such as physical and transition risks are integrated into the process as a quality check to assess both tangible and intangible assets or drivers of potential risks. Macro research provides a perspective on individual equity markets and geopolitical risks. We believe that where a company's products/services are sold is more important than where a company is domiciled.

Portfolio Construction

The concentrated international equity portfolio holds 25 to 30 equity positions through a disciplined implementation of the firm's philosophy and a review of portfolio diversification to help reduce business correlations. **A high bar for security inclusion** is required as initial position sizes are typically 4% of the portfolio with no sector limits. Risk controls include limits on position sizes and industry exposures. Liquidity is a criterion for investments, and positions are monitored for ease of purchase or sale. Currencies are not hedged. Positions undergo a continuous research process for valuation and growth expectations. Shifts in business fundamentals are assessed alongside new opportunities. The consistent fundamental approach and commitment to quality investing tends to provide favorable downside capture in volatile markets.

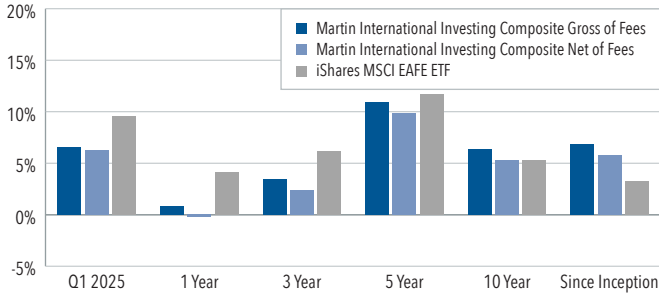
For more information, visit www.martin-investments.com

© 2025 Martin Investment Management, LLC ("MIM") is a registered investment adviser. Registration with the SEC alone does not imply a certain level of skill or training. Past performance is no guarantee of future results. Investments involve risk, and accounts may lose value. The information presented in this presentation is not intended to be investment advice and reflects the opinion of MIM on the date written and is subject to change without notice. For additional information about MIM, please read Part 2 and Form CRS of MIM's Form ADV. They are available upon request.

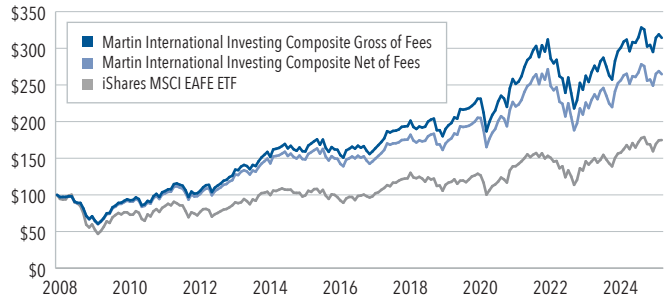
Incepted 1/2/2008

Martin International Investing

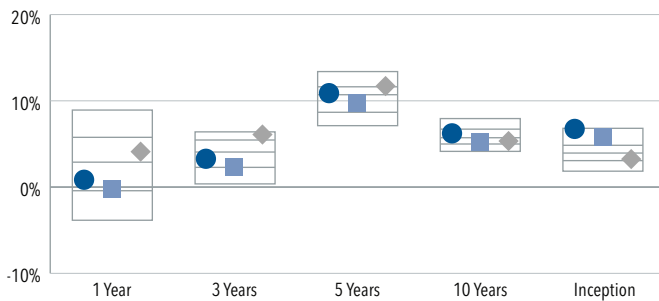
Returns As of 03/31/25



Investment Growth As of 03/31/25



Performance Relative to Peers As of 03/31/25



Portfolio Characteristics As of 03/31/25

	Martin International Investing Composite	iShares MSCI EAFE ETF
Asset Alloc Cash	1.37%	0.98%
Asset Alloc Equity	98.63%	99.02%
P/E Ratio (TTM)	23.96	26.63
P/C Ratio (TTM)	15.18	11.61
ROE % (TTM)	23.06%	12.87%
Debt to Capital (trailing)	29.00%	30.70%

Sectors (Excluding cash) As of 03/31/25

	International Equity
Energy	5.05%
Materials	0.00%
Industrials	15.92%
Consumer Discretionary	6.41%
Consumer Staples	5.44%
Healthcare	23.73%
Financials	16.11%
Information Technology	18.84%
Communication Services	7.14%
Utilities	0.00%
Real Estate	0.00%

Top 10 Holdings As of 03/31/25

Check Point Software Technologies Ltd	4.85%
Swiss Re	4.36%
Nintendo Co Ltd ADR	4.10%
Aon PLC Class A	3.83%
Alcon Inc	3.78%
Euronext	3.54%
ASML Holding ADR	3.51%
Accenture PLC	3.26%
AstraZeneca ADR	3.08%
Tokio Marine Holding Inc ADR	3.07%

Country Allocation As of 03/31/25

Japan	24.90%
France	20.32%
United Kingdom	14.97%
Switzerland	14.44%
Netherlands	8.18%
Israel	7.93%
United States	6.16%
Denmark	2.23%
Ireland	0.70%
Canada	0.17%

© 2025 Martin Investment Management, LLC ("MIM") is an independent registered investment advisor specializing in equity-oriented investment management. Registration with the SEC alone does not imply a certain level of skill or training.

MIM claims compliance with the Global Investment Performance Standards (GIPS®). To receive a list of composite descriptions of MIM and/or a GIPS Report please contact MIM Patrick A. Martin at (847) 424-9124, or write MIM at 1560 Sherman Ave, Suite 1250, Evanston, IL 60201, or email info@martin-investments.com.

GIPS® is a registered trademark of CFA Institute. CFA Institute does not endorse or promote this organization, nor does it warrant the accuracy or quality of the content contained herein.

Returns are presented net of an annual fee of 100 basis points, the highest fee being paid, accrued monthly. The currency used to express performance is U.S. dollars. The returns in this presentation include the reinvestment of income. Dividends are accrued as of the ex-dividend date and interest is accrued monthly and in each case are accrued gross of non-reclaimable withholding taxes.

This presentation used the iShares MSCI EAFE ETF (the "ETF"), which tracks the MSCI EAFE (U.S. Dollar) Index, as a proxy for the MSCI EAFE (U.S. Dollar) Index. It is not possible to invest directly in an index. An ETF incurs trading costs and other charges, including taxes. The ETF is shown net of fees and other costs.

The Martin International Investing Composite represents the performance for the Martin International Investing Strategy. Prior to January 1, 2022, the composite was named Tortue Capital™ Composite. As of January 1, 2022, the composite was named Martin International Investing Composite. Prior to January 1, 2022, the strategy was named Tortue Capital™ Strategy. As of January 1, 2022, the name of the strategy was changed to Martin International Investing Strategy.

Ranking Source: Morningstar, Inc. The peer group used to calculate this data is the Morningstar Separate Accounts U.S. Foreign Large Growth Universe. Calculated using monthly returns. The above graphical representation of rankings is based on where a strategy's performance ranks within its peer group. The index information and the universe information were obtained from Morningstar, Inc.

Disclaimer: The information contained herein is not intended to be investment advice and reflects the opinion of MIM on the date of production and is subject to change at any time without notice. Past performance is not a guarantee of future results and is not indicative of future performance. Accounts may lose value. Please read important risk disclosures at www.martin-investments.com/disclaimer/ and Part 2 and Form CRS of Form ADV for additional information.