

Martin U.S. Investing

Martin U.S. Investing Strategy, funded in 1989 and the genesis of Martin's "Best Ideas" investment philosophy, is a concentrated core U.S. equity strategy that invests in 25 to 30 high quality U.S. registered stocks with market capitalization above \$2 billion.

Benchmark: iShares Core S&P 500 ETF



Our edge is Martin's active, time-tested, and repeatable investment process driven by our **team's combined (90+ years) portfolio management experience** and disciplined fundamental, valuation risk management, and proprietary research. The strategy is designed to benefit from a long investment horizon with favorable risk/return characteristics and historical turnover of less than 20% annually, which supports tax efficiency.



Philosophy and Process

Quality and valuation are equally important factors in the investment process. The firm's proprietary research of fundamental factors includes **high returns on invested capital, positive free cash flow, low leverage, and above average earnings growth rates**. Intangible factors such as physical and transition risks are integrated into the process as a quality check to assess both tangible and intangible assets or drivers of potential risks. Macro research is used to understand government policy and geopolitical risk.

Portfolio Construction

We select 25 to 30 equity holdings through a disciplined implementation of the firm's philosophy and a review of portfolio diversification to reduce business correlations. A high bar for security inclusion is required since initial position sizes can be about 4% of the portfolio with no sector constraints. Risk controls include limits on position sizes and industry exposures. Liquidity is an important criterion for investments and positions are monitored for ease of purchase or sale. The portfolio managers continuously monitor valuation and growth expectations of current and prospective holdings. Shifts in business fundamentals are evaluated alongside new opportunities. Martin's commitment to quality investing and strong fundamental approach tend to provide favorable downside capture in volatile markets.

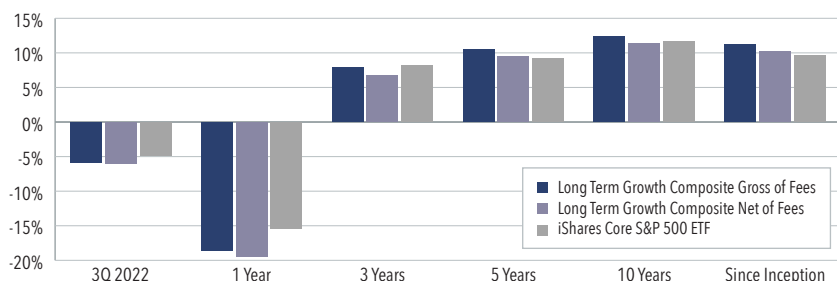
For more information, visit www.martin-investments.com

© 2022 Martin Investment Management, LLC ("MIM") is a registered investment adviser. Registration with the SEC alone does not imply a certain level of skill or training. Past performance is no guarantee of future results. Investments involve risk, and accounts may lose value. The information presented in this presentation is not intended to be investment advice and reflects the opinion of MIM on the date written and is subject to change without notice. For additional information about MIM, please read Part 2 and Form CRS of MIM's Form ADV. They are available upon request.

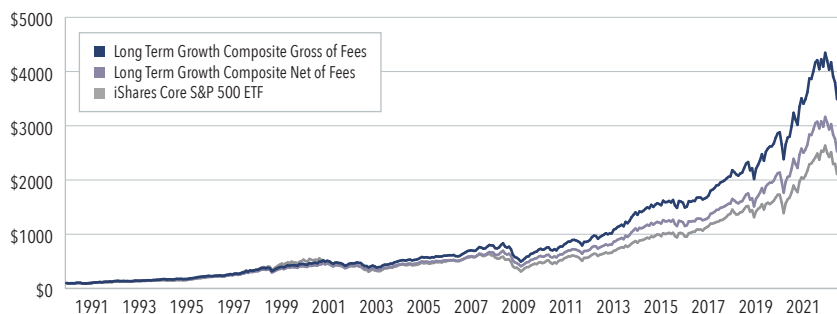
Incepted 1/2/1990

Martin U.S. Investing

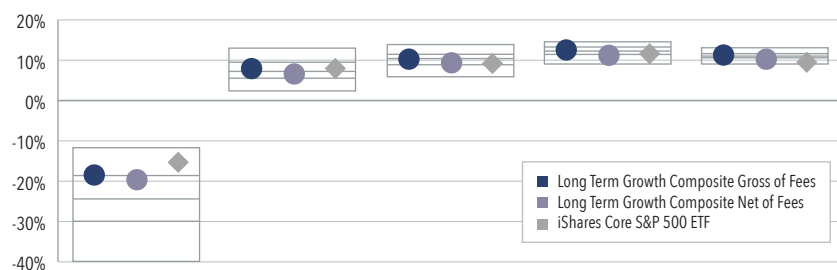
Returns As of 09/30/22



Investment Growth As of 09/30/22



Performance Relative to Peers As of 09/30/22



Top 10 Holdings As of 09/30/22

Apple Inc	9.47%
Mastercard Inc	6.61%
Thermo Fisher Scientific Inc	5.44%
Berkshire Hathaway Inc	4.19%
Alphabet Inc	4.19%
Bristol-Myers Squibb Co	3.98%
L3Harris Technologies Inc	3.86%
Johnson & Johnson	3.85%
Accenture PLC	3.69%
American Express Co	3.66%

Portfolio Characteristics As of 09/30/22

	Long Term Growth Composite	iShares Core S&P 500 ETF
Asset Alloc Cash	7.48%	0.13%
Asset Alloc Equity	92.52%	99.87%
P/E Ratio (TTM)	21.5	18
P/C Ratio (TTM)	14.66	13.64
ROE % (TTM)	32.64%	31.90%
Equity Style Factor LT	13.17	11.43
Earn Growth		
Debt to Capital (trailing)	41.31%	42.25%

GICS Sectors As of 09/30/22

Energy	2.18%
Materials	2.42%
Industrials	15.81%
Consumer Discretionary	2.65%
Consumer Staples	6.09%
Healthcare	16.43%
Financials	14.24%
Information Technology	25.04%
Communication Services	7.68%
Utilities	0.00%
Real Estate	0.00%

© 2022 Martin Investment Management, LLC ("MIM") is an independent registered investment advisor specializing in equity-oriented investment management. Registration with the SEC alone does not imply a certain level of skill or training.

MIM claims compliance with the Global Investment Performance Standards (GIPS®). To receive a list of composite descriptions of MIM and/or a GIPS Report please contact Patrick A. Martin at (847) 424-9124, or write MIM at 1560 Sherman Ave, Suite 1250, Evanston, IL 60201, or email info@martin-investments.com.

Returns are presented net of an annual fee of 100 basis points, accrued monthly. The returns in this presentation include the reinvestment of income. Dividends are accrued as of the ex-dividend date and interest is accrued monthly and in each case are accrued gross of non-reclaimable withholding taxes.

This presentation used the iShares Core S&P 500 ETF (the "ETF"), which tracks the S&P 500 Index, as a proxy for the S&P 500 Index. It is not possible to invest directly in an index. An ETF incurs trading costs and other charges, including taxes. The ETF is shown net of fees and other costs.

The Long Term Growth Composite represents the investment performance for the Martin U.S. Investing Strategy. Prior to October 1, 2022, the strategy was named U.S. Equity "Best Ideas" Strategy, after October 1, 2022 the name of the strategy was changed to Martin U.S. Investing Strategy.

Ranking Source: Morningstar, Inc. The peer group used to calculate this data is the Morningstar Separate Accounts U.S. Large Growth Universe. Calculated using monthly returns. The above graphical representation of rankings is based on where a strategy's performance ranks within its peer group. The index information and the universe information were obtained from Morningstar, Inc.

Disclaimer: The information contained herein is not intended to be investment advice and reflects the opinion of MIM on the date of production and is subject to change at any time without notice. Past performance is not a guarantee of future results and is not indicative of future performance. Accounts may lose value. One should read Part 2 and Form CRS of Form ADV for additional information.