

Martin Eco-Investing

Martin Eco-Investing, launched in 2008,

is a concentrated world equity strategy that invests in 25 to 30 high quality global stocks exceeding \$2 billion in market capitalization which exhibit sound environmental stewardship practices.

Benchmark: iShares MSCI World ETF



Our edge is Martin's active, time-tested, and repeatable investment process driven by our **team's combined (90+ years) portfolio management experience** and disciplined fundamental, valuation risk management, and proprietary research. The strategy is designed to benefit from a long investment horizon with favorable risk/return characteristics and historical turnover of less than 20% annually, which supports tax efficiency.



Philosophy and Process

Quality and valuation are equally important factors in the investment process. The firm's proprietary research of fundamental factors includes **high returns on invested capital, positive free cash flow, low leverage, and above average earnings growth rates**. Eco-Investing also identifies companies which minimize exposure to carbon emissions, increase exposure to climate resilient business models, and are in the process of transitioning to a lower carbon society. Intangible factors such as physical and transition risks are integrated into the process as a quality check to assess both tangible and intangible assets or drivers of potential risks. Macro research is used to provide a global perspective on equity markets and country risks.

Portfolio Construction

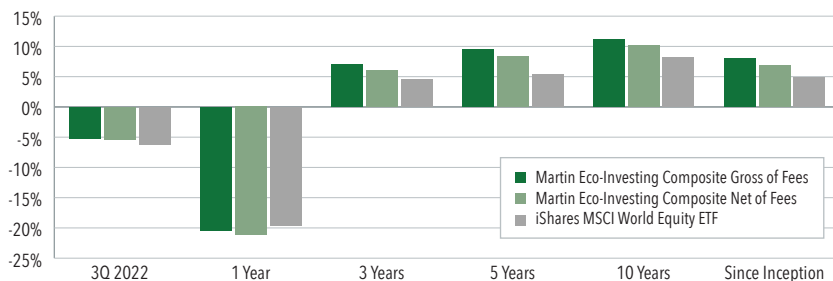
We select 25 to 30 global equity holdings through a disciplined implementation of the firm's philosophy, an analysis of portfolio diversification, and an assessment of sound environmental business practices. Eco-Investing uses proprietary factors to evaluate best environmental practices within an industry and country. **A high bar for security inclusion** from both financial and environmental stewardship perspectives is required since initial position sizes can be about 4% of the portfolio with no sector constraints. Country/region weights result from bottom-up fundamental security selection process and are dynamic. Risk controls include limits on position sizes and industry exposures. Liquidity is an important criterion for investments and positions are monitored for ease of purchase or sale. The portfolio managers continuously monitor valuation and growth expectations of current and prospective holdings, as well as intangible factors. Shifts in business fundamentals and environmental practices are evaluated alongside new opportunities. Martin's commitment to quality investing and strong fundamental approach tend to provide favorable downside capture in volatile markets.

© 2022 Martin Investment Management, LLC ("MIM") is a registered investment adviser. Registration with the SEC alone does not imply a certain level of skill or training. Past performance is no guarantee of future results. Investments involve risk, and accounts may lose value. The information presented in this presentation is not intended to be investment advice and reflects the opinion of MIM on the date written and is subject to change without notice. For additional information about MIM, please read Part 2 and Form CRS of MIM's Form ADV. They are available upon request.

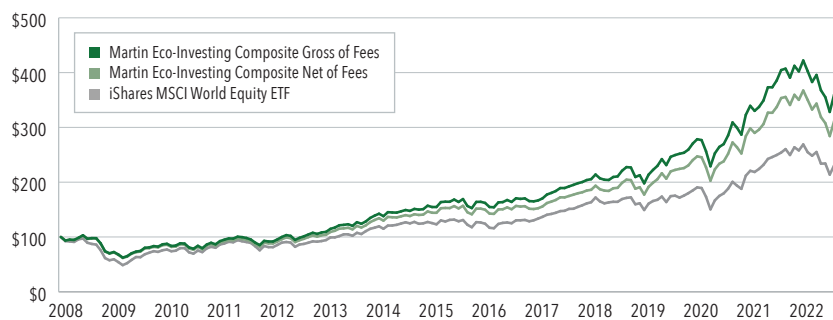
Incepted 1/2/2008

Martin Eco-Investing

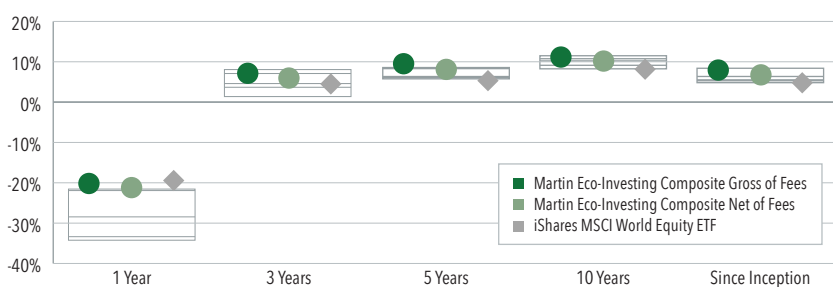
Returns As of 09/30/22



Investment Growth As of 09/30/22



Performance Relative to Peers As of 09/30/22



Top 10 Holdings As of 09/30/22

Apple Inc	9.21%
Mastercard Inc	6.85%
LVMH Moët Hennessy	4.26%
Aon PLC Class A	4.20%
Alphabet Inc	4.08%
Bristol-Myers Squibb Co	3.93%
American Express Co	3.91%
Accenture PLC	3.80%
RELX PLC	3.61%
Texas Instruments Inc	3.58%

Portfolio Characteristics As of 09/30/22

	Martin Eco-Investing Composite	iShares MSCI World Equity ETF
Asset Alloc Cash	10.24%	0.44%
Asset Alloc Equity	89.76%	99.54%
P/E Ratio (TTM)	23.26	15.34
P/C Ratio (TTM)	15.78	11.63
ROE % (TTM)	41.48%	27.09%
Equity Style Factor LT	14.58	10.84
Earn Growth		
Debt to Capital (trailing)	46.32%	41.09%

GICS Sectors As of 09/30/22

Energy	0.00%
Materials	0.00%
Industrials	15.24%
Consumer Discretionary	6.96%
Consumer Staples	6.56%
Healthcare	9.95%
Financials	14.30%
Information Technology	31.53%
Communication Services	5.21%
Utilities	0.00%
Real Estate	0.00%

© 2022 Martin Investment Management, LLC ("MIM") is an independent registered investment advisor specializing in equity-oriented investment management. Registration with the SEC alone does not imply a certain level of skill or training.

MIM claims compliance with the Global Investment Performance Standards (GIPS®). To receive a list of composite descriptions of MIM and/or a GIPS Report please contact Patrick A. Martin at (847) 424-9124, or write MIM at 1560 Sherman Ave, Suite 1250, Evanston, IL 60201, or email info@martin-investments.com.

GIPS® is a registered trademark of CFA Institute. CFA Institute does not endorse or promote this organization, nor does it warrant the accuracy or quality of the content contained herein.

Returns are presented net of an annual fee of 100 basis points, accrued monthly. The returns in this presentation include the reinvestment of income. Dividends are accrued as of the ex-dividend date and interest is accrued monthly and in each case are accrued gross of non-claimable withholding taxes.

This presentation used the iShares MSCI World ETF (the "ETF"), which tracks the MSCI World (U.S. Dollar) Index, as a proxy for the MSCI World (U.S. Dollar) Index. It is not possible to invest directly in an index. An ETF incurs trading costs and other charges, including taxes. The ETF is shown net of fees and other costs.

The Eco-Investing Composite represents the investment performance for the Martin Eco-Investing Strategy. Prior to October 1, 2022, the strategy was named Global Eco-Investing Strategy, after October 1, 2022, the name of the strategy changed to Martin Eco-Investing Strategy.

Ranking Source: Morningstar, Inc. The peer group used to calculate this data is the Morningstar Separate Accounts U.S. Global Large-Stock Growth Universe. Calculated using monthly returns. The above graphical representation of rankings is based on where a strategy's performance ranks within its peer group. The index information and the universe information were obtained from Morningstar, Inc.

Disclaimer: The information contained herein is not intended to be investment advice and reflects the opinion of MIM on the date of production and is subject to change at any time without notice. Past performance is not a guarantee of future results and is not indicative of future performance. Accounts may lose value. One should read Part 2 and Form CRS of Form ADV for additional information.